

January 2013 – March 2013

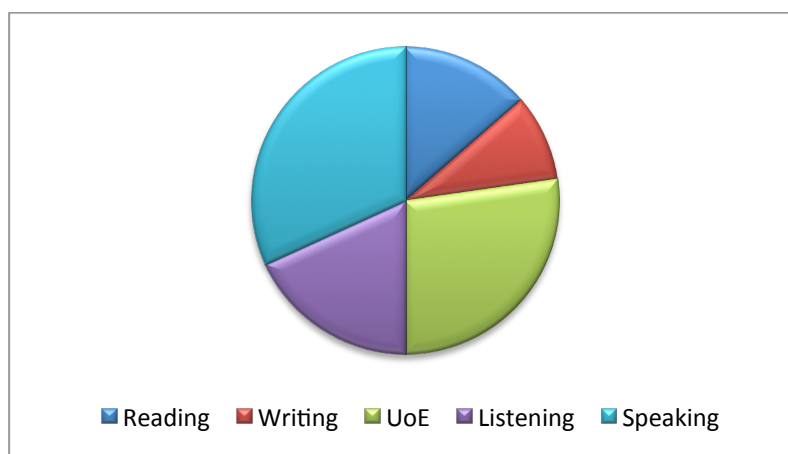
CAE

NOTE: ICE Policy introduced in 2013, is to enter students for exams if it is realistic to achieve a minimum certification of B1 at FCE or B2 at CAE.

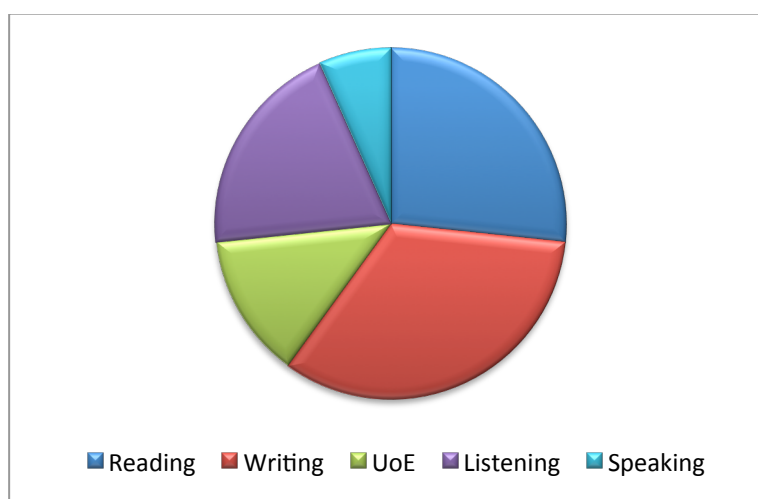
Grades	
A	1
B	2
C	3
B2	1
Fail	1
Total	8
Success Rate	88%

	Reading	Writing	UoE	Listening	Speaking
Exceptional	2		4	4	1
Good	1	2	2		6
Borderline	2	5		2	1
Weak	2		2	1	

Exceptional and Good results



Borderline and Weak results



January 2013 – March 2013

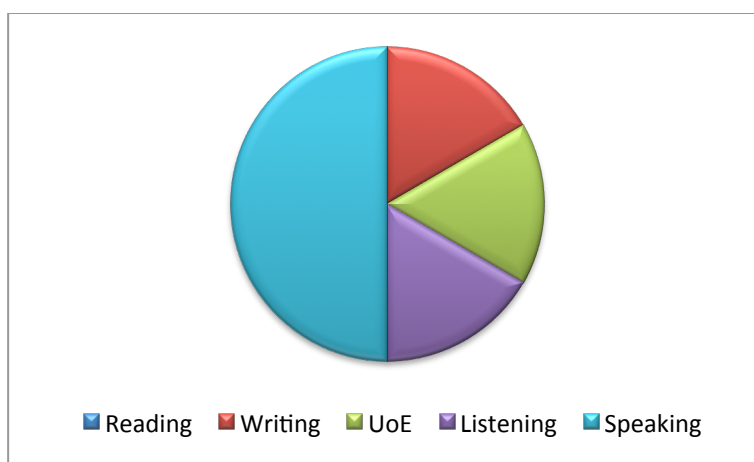
FCE

NOTE: ICE Policy introduced in 2013, is to enter students for exams if it is realistic to achieve a minimum certification of B1 at FCE or B2 at CAE.

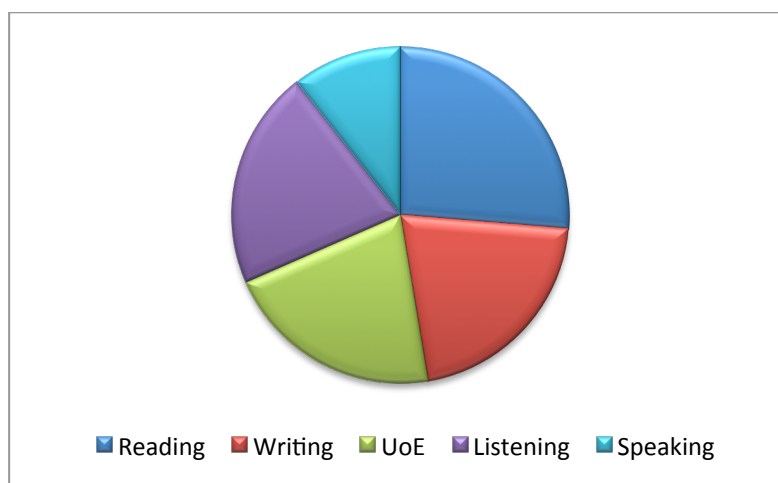
Grades	
A	
B	1
C	1
B1	3
Fail	
Total	5
Success Rate	100%

	Reading	Writing	UoE	Listening	Speaking
Exceptional			1	1	2
Good		1			1
Borderline	3	4	2	3	2
Weak	2		2	1	

Exceptional and Good results



Borderline and Weak results



April 2013 – June 2013

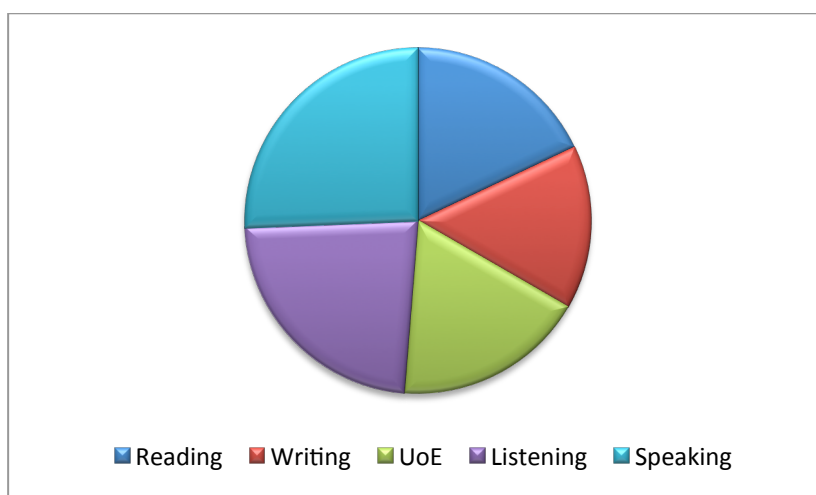
CAE

NOTE: ICE Policy introduced in 2013, is to enter students for exams if it is realistic to achieve a minimum certification of B1 at FCE or B2 at CAE.

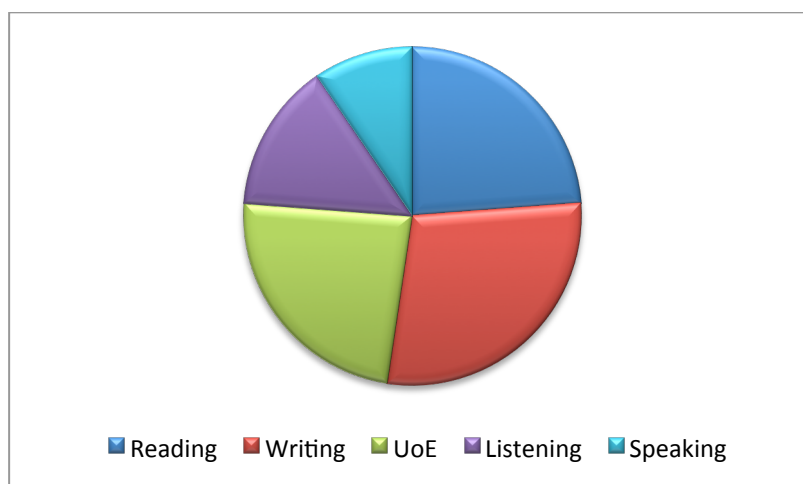
Grades	
A	
B	5
C	5
B2	3
Fail	
Total	13
Success Rate	100%

	Reading	Writing	UoE	Listening	Speaking
Exceptional	5	1	5	4	5
Good	2	5	2	5	5
Borderline	2	3	1	1	2
Weak	3	3	4	2	

Exceptional and Good results



Borderline and Weak results



April 2013 – June 2013

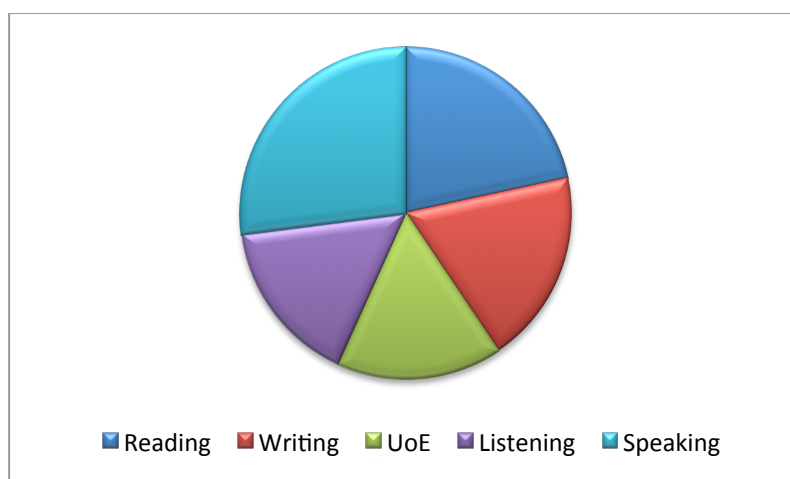
FCE

NOTE: ICE Policy introduced in 2013, is to enter students for exams if it is realistic to achieve a minimum certification of B1 at FCE or B2 at CAE.

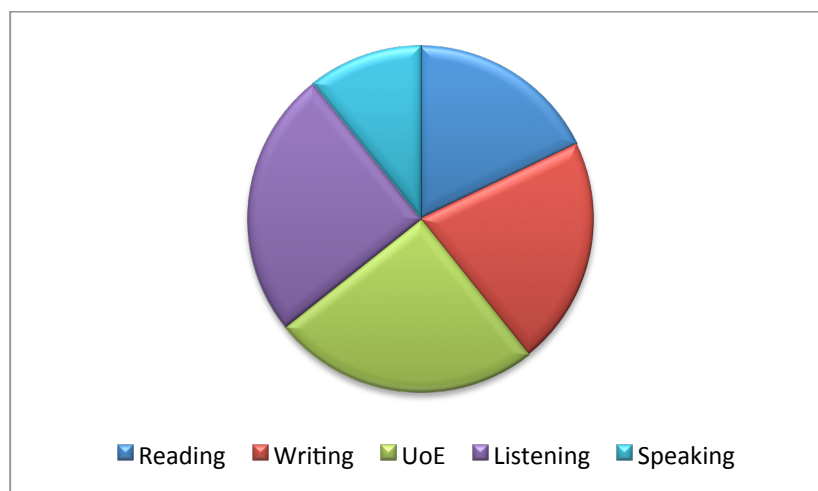
Grades	
A	
B	5
C	3
B1	5
Fail	
Total	13
Success Rate	100%

	Reading	Writing	UoE	Listening	Speaking
Exceptional	5	4	3	1	2
Good	3	3	3	5	8
Borderline	3	5	5	6	3
Weak	2	1	2	1	

Exceptional and Good results



Borderline and Weak results



July 2013 – September 2013

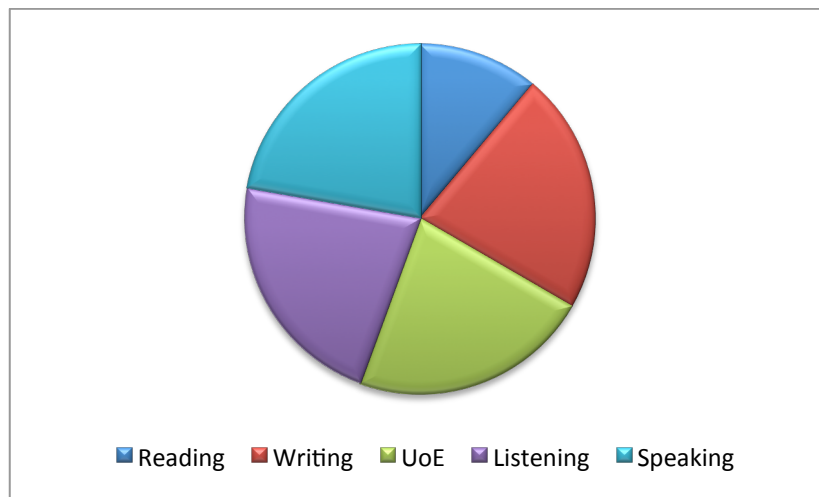
CAE

NOTE: ICE Policy introduced in 2013, is to enter students for exams if it is realistic to achieve a minimum certification of B1 at FCE or B2 at CAE.

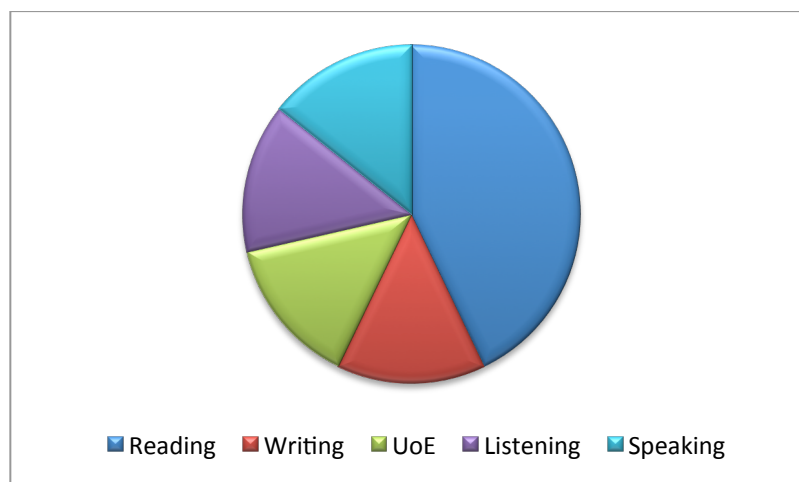
Grades	
A	2
B	
C	3
B2	
Fail	
Total	5
Success Rate	100%

	Reading	Writing	UoE	Listening	Speaking
Exceptional	2	1	2	3	3
Good		3	2	1	1
Borderline	3	1	1	1	1
Weak					

Exceptional and Good results



Borderline and Weak results



July 2013 – September 2013

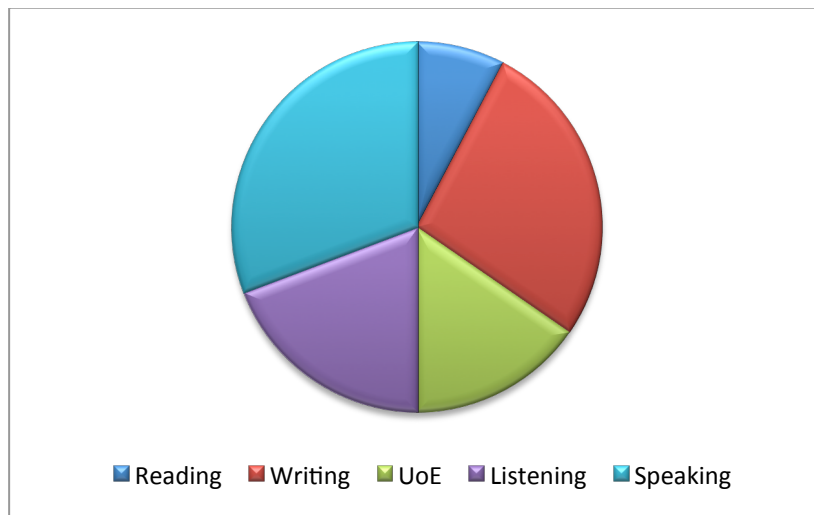
FCE

NOTE: ICE Policy introduced in 2013, is to enter students for exams if it is realistic to achieve a minimum certification of B1 at FCE or B2 at CAE.

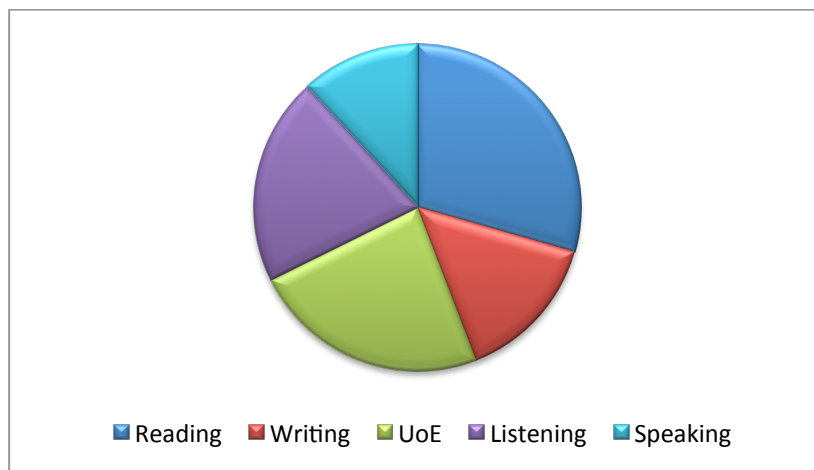
Grades	
A	
B	1
C	6
B1	5
Fail	
Total	12
Success	
Rate	100%

	Reading	Writing	UoE	Listening	Speaking
Exceptional	1	1	1	1	1
Good	1	6	3	4	7
Borderline	5	5	4	5	4
Weak	5		4	2	

Exceptional and Good results



Borderline and Weak results



October 2013 – December 2013

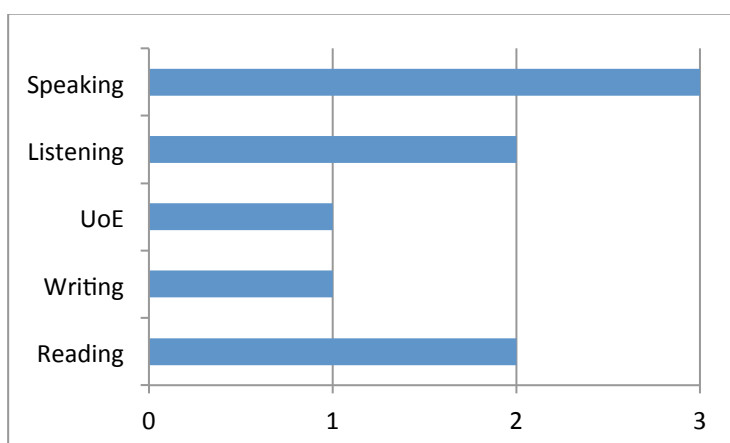
CAE

NOTE: ICE Policy introduced in 2013, is to enter students for exams if it is realistic to achieve a minimum certification of B1 at FCE or B2 at CAE.

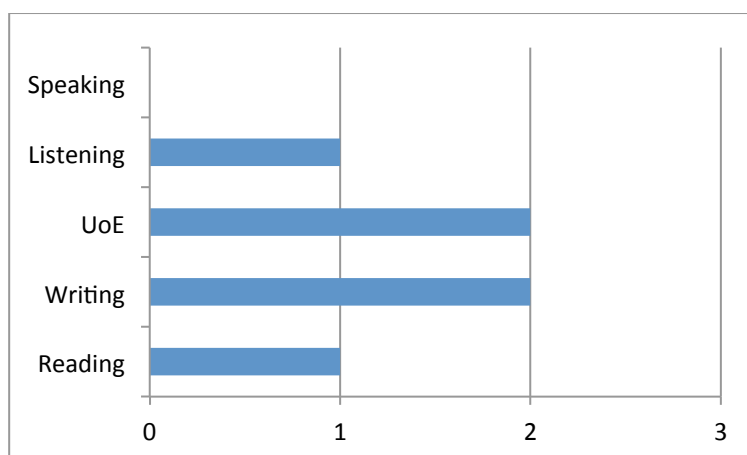
Grades	
Pass at A	
Pass at B	1
Pass at C	2
Level B2	
Fail	
Total	3
Success Rate	100%

	Reading	Writing	UoE	Listening	Speaking
Exceptional	1				2
Good	1	1	1	2	1
Borderline		2	2	1	
Weak	1				

Exceptional and Good results



Borderline and Weak results



October 2013 – December 2013

FCE

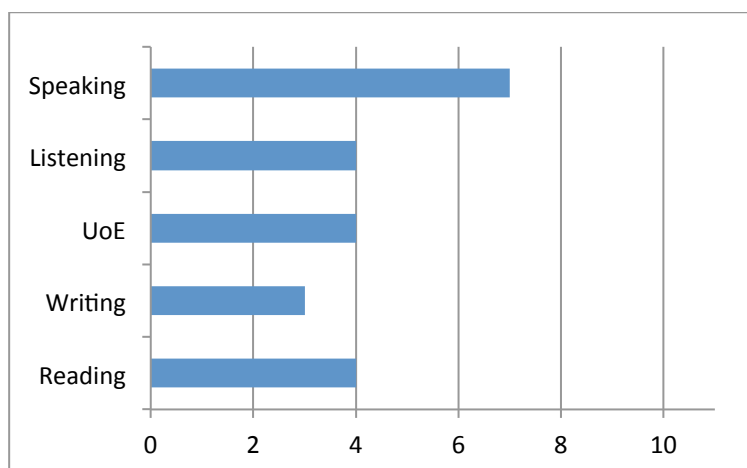
NOTE: ICE Policy introduced in 2013, is to enter students for exams if it is realistic to achieve a minimum certification of B1 at FCE or B2 at CAE.

FCE

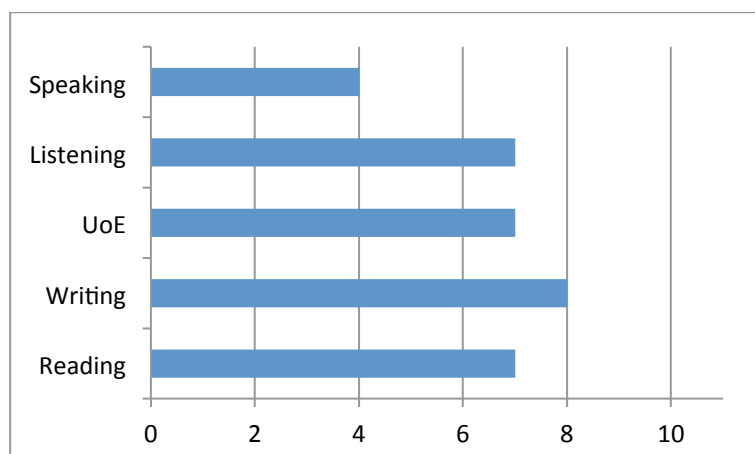
Grades	
Pass at A	
Pass at B	2
Pass at C	4
Level B2	4
Fail	1
Total	11
Success Rate	88%

	Reading	Writing	UoE	Listening	Speaking
Exceptional	1	1	1	1	3
Good	3	2	3	3	4
Borderline	6	7	3	3	4
Weak	1	1	4	4	

Exceptional and Good results



Borderline and Weak results



January 2014 – March 2014

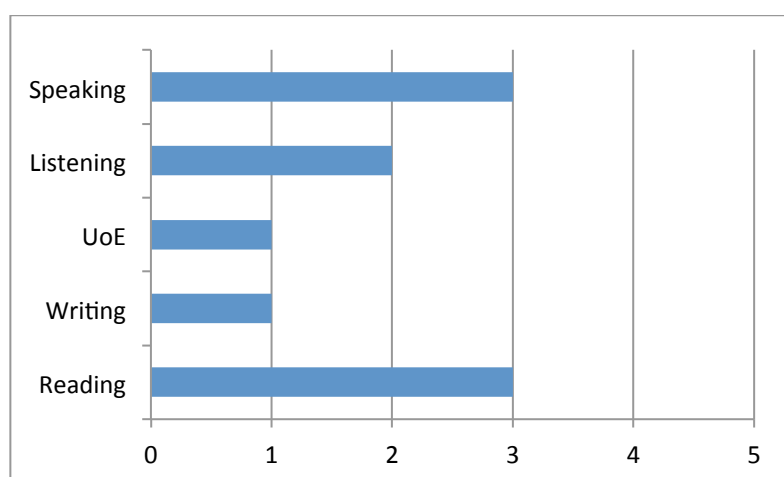
FCE

NOTE: ICE Policy introduced in 2013, is to enter students for exams if it is realistic to achieve a minimum certification of B1 at FCE or B2 at CAE.

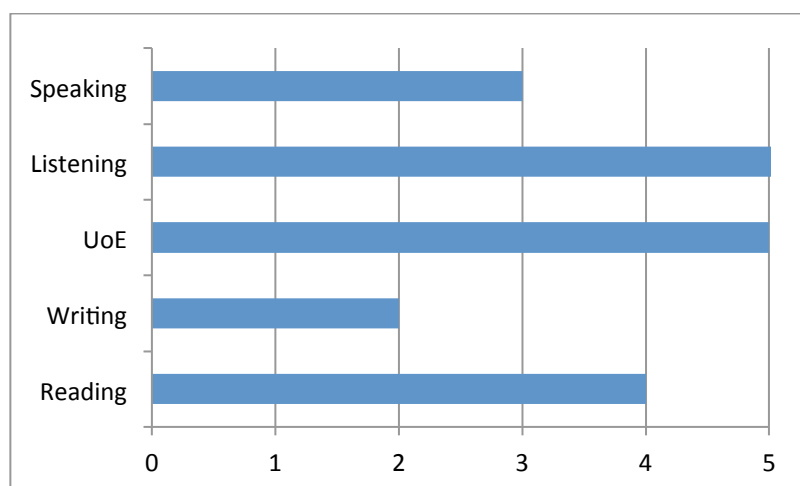
Grades	
Pass at A	
Pass at B	
Pass at C	2
Level B2	3
Fail	
Total	5
Success Rate	100%

	Reading	Writing	UoE	Listening	Speaking
Exceptional	1				
Good	2	1	1	2	3
Borderline	1	3	2	2	1
Weak	2	2	3	2	2

Exceptional and Good results



Borderline and Weak results



April 2014 – June 2014

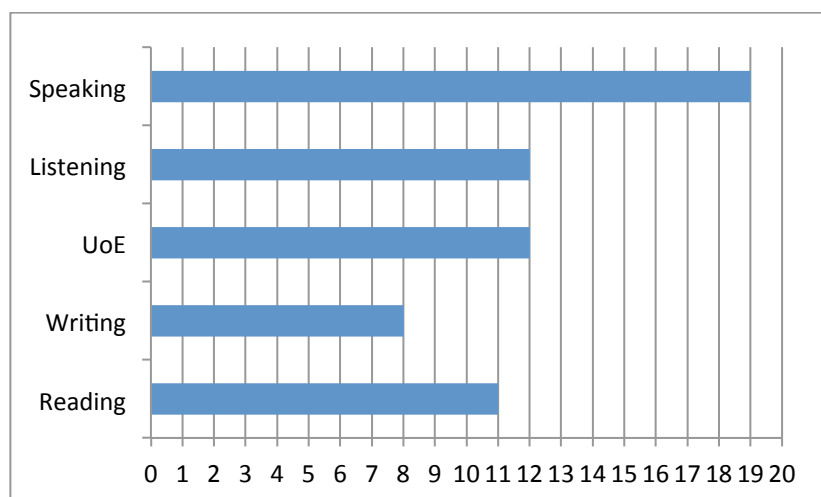
CAE

NOTE: ICE Policy introduced in 2013, is to enter students for exams if it is realistic to achieve a minimum certification of B1 at FCE or B2 at CAE.

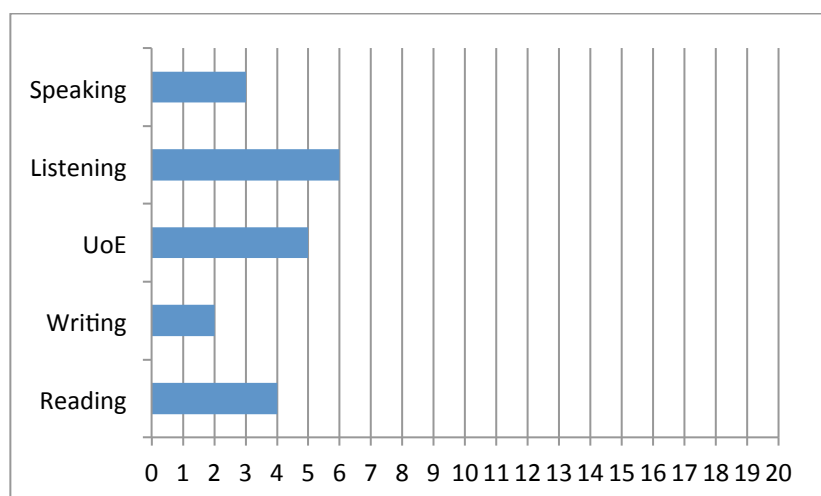
Grades	
Pass at A	2
Pass at B	5
Pass at C	10
Level B2	3
Fail	
Total	20
Success Rate	100%

	Reading	Writing	UoE	Listening	Speaking
Exceptional	8	1	4	7	10
Good	3	7	8	5	9
Borderline	7	12	7	5	1
Weak	2		1	3	

Exceptional and Good results



Borderline and Weak results



April 2014 – June 2014

FCE

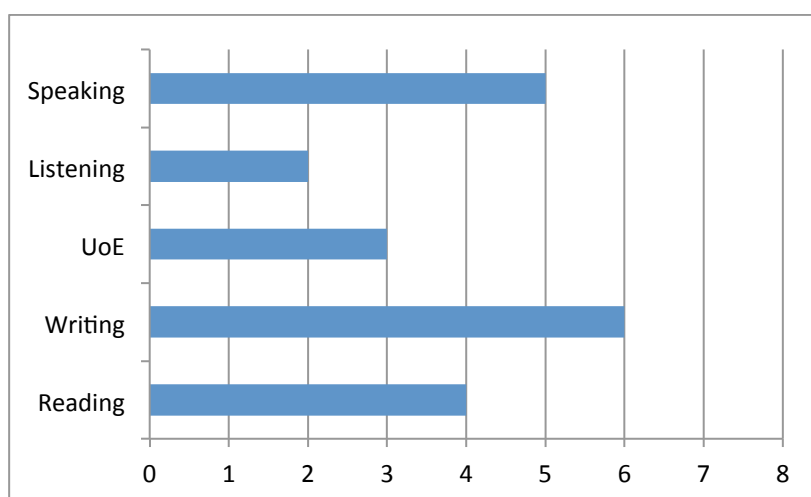
NOTE: ICE Policy introduced in 2013, is to enter students for exams if it is realistic to achieve a minimum certification of B1 at FCE or B2 at CAE.

FCE

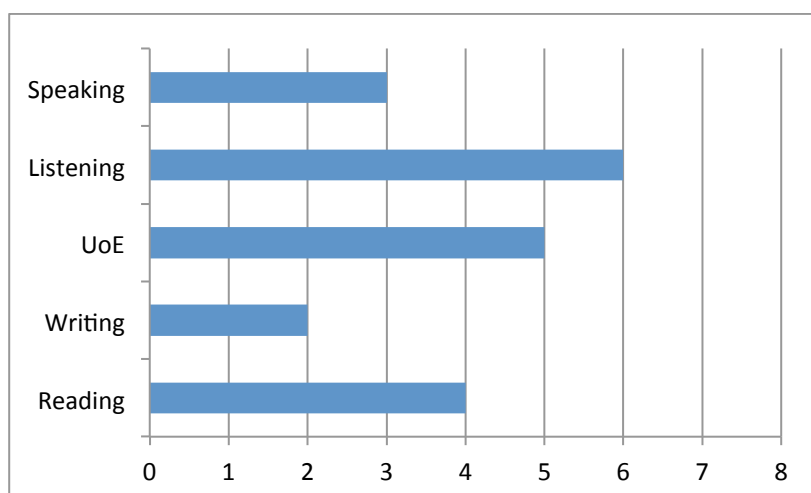
Grades	
Pass at A	1
Pass at B	2
Pass at C	2
Level B2	3
Fail	
Total	8
Success Rate	100%

	Reading	Writing	UoE	Listening	Speaking
Exceptional	4	3	2	1	1
Good		3	1	1	4
Borderline		1	4	3	
Weak	4	1	1	3	3

Exceptional and Good results



Borderline and Weak results



July 2014 – September 2014

CAE

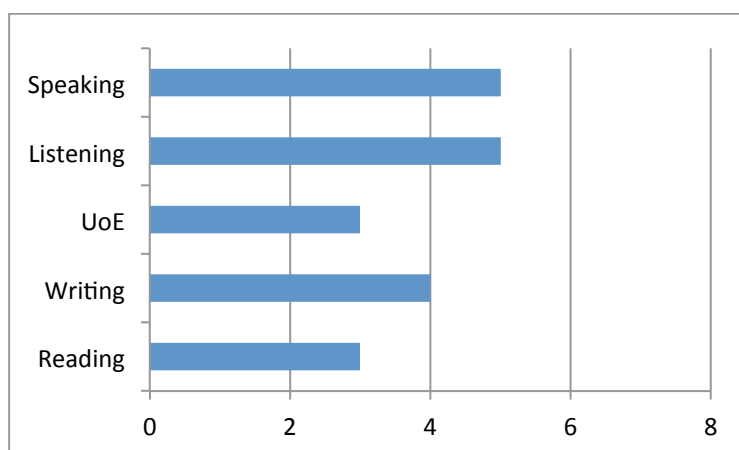
NOTE: ICE Policy introduced in 2013, is to enter students for exams if it is realistic to achieve a minimum certification of B1 at FCE or B2 at CAE.

CAE Jan/Aviva

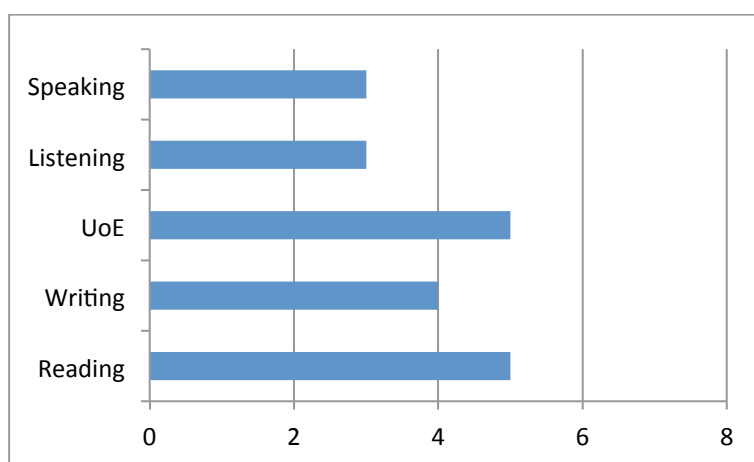
Grades	
Pass at A	
Pass at B	2
Pass at C	2
Level B2	2
Fail	2
Total	8
Success Rate	75%

	Reading	Writing	UoE	Listening	Speaking
Exceptional	3	2		1	1
Good		2	3	4	4
Borderline	3	2	3		2
Weak	2	2	2	3	1

Exceptional and Good results



Borderline and Weak results



July 2014 – September 2014 (FCE)

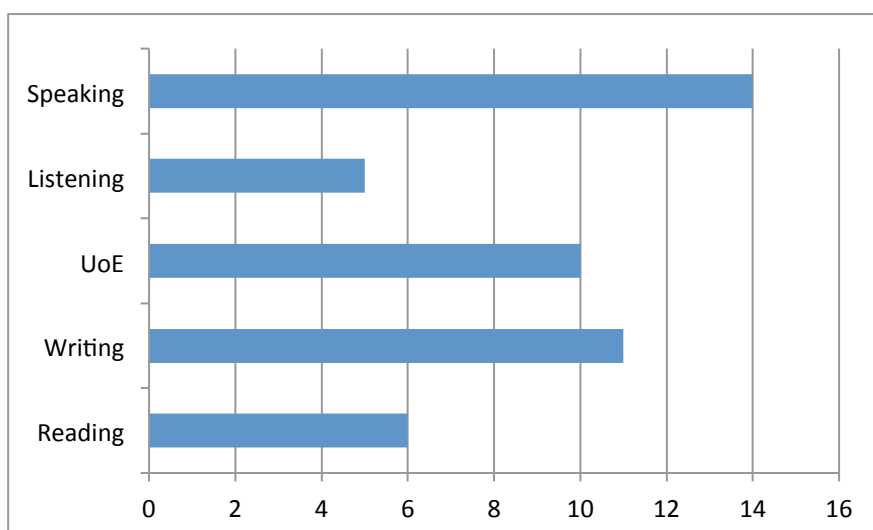
NOTE: ICE Policy introduced in 2013, is to enter students for exams if it is realistic to achieve a minimum certification of B1 at FCE or B2 at CAE.

FCE Steph/Steve

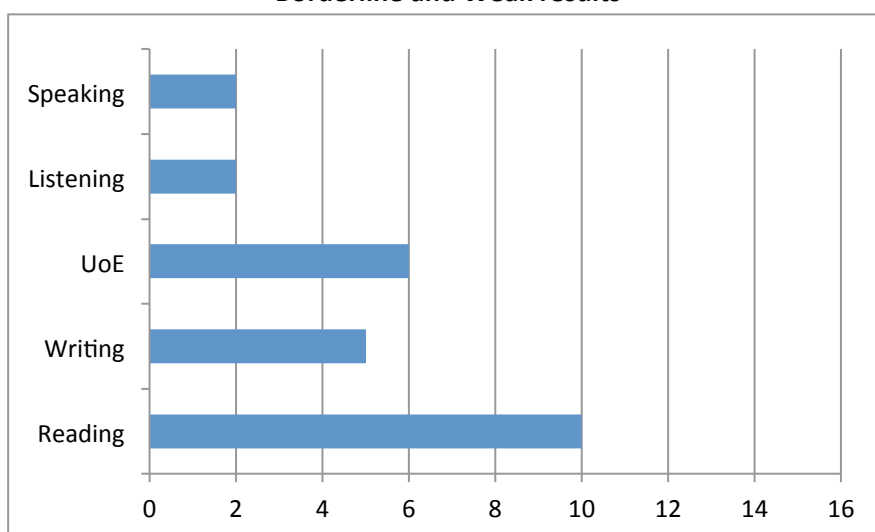
Grades	
Pass at A	
Pass at B	2
Pass at C	12
Level B1	2
Fail	
Total	16
Success Rate	100%

	Reading	Writing	UoE	Listening	Speaking
Exceptional	2	3	1	2	2
Good	4	8	9	3	12
Borderline	7	5	4	1	2
Weak	3		2	1	

Exceptional and Good results



Borderline and Weak results



October 2014 – December 2014

CAE

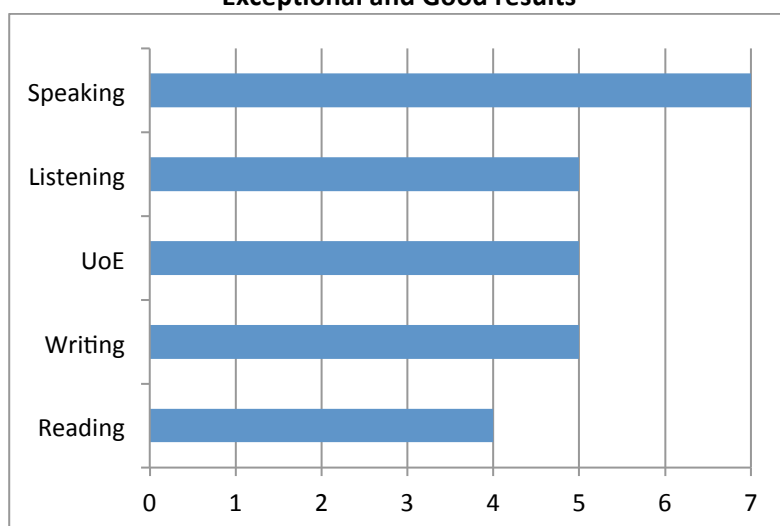
NOTE: ICE Policy introduced in 2013, is to enter students for exams if it is realistic to achieve a minimum certification of B1 at FCE or B2 at CAE.

CAE Sinead/Aviva

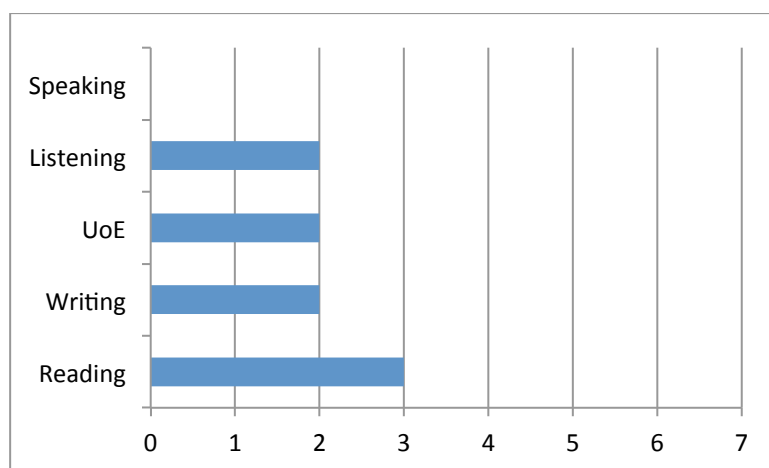
Grades	
Pass at A	1
Pass at B	1
Pass at C	5
Level B1	
Fail	
Total	7
Success Rate	100%

	Reading	Writing	UoE	Listening	Speaking
Exceptional	2	2	1		2
Good	2	3	4	5	5
Borderline	2	2	2	1	
Weak	1			1	

Exceptional and Good results



Borderline and Weak results



October 2014 – December 2014

FCE

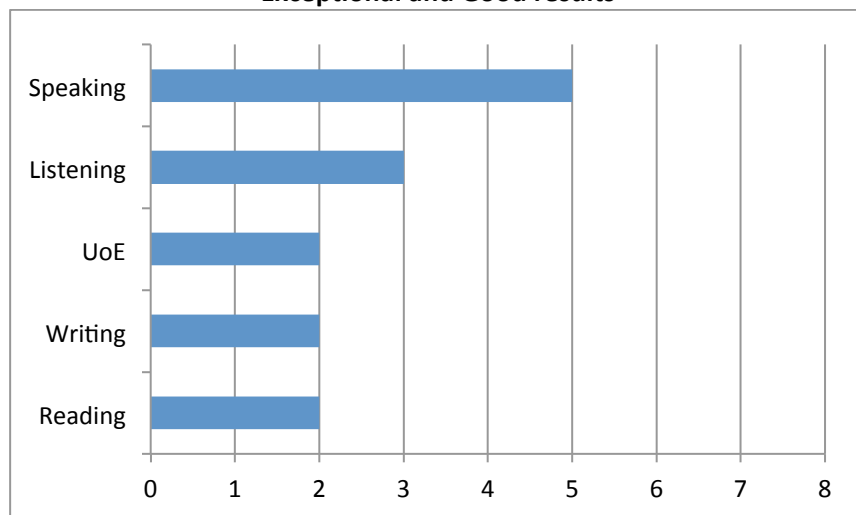
NOTE: ICE Policy introduced in 2013, is to enter students for exams if it is realistic to achieve a minimum certification of B1 at FCE or B2 at CAE.

FCE Steph/Steve

Grades	
Pass at A	
Pass at B	1
Pass at C	4
Level B1	2
Fail	1
Total	8
Success Rate	88%

	Reading	Writing	UoE	Listening	Speaking
Exceptional	2			1	
Good		2	2	2	5
Borderline	4	4	5	2	2
Weak	2	2	1	3	1

Exceptional and Good results



Borderline and Weak results

